

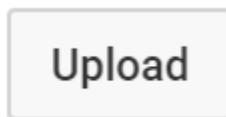
How to submit your video to the Keren Or Contest with [YouTube](https://www.youtube.com):

1. Go to <http://www.youtube.com> in your browser (Chrome, Firefox, Internet Explorer, Safari)
2. If you have an account, sign in from your own Google.com account.
3. If you do not have an account, click on



in the upper right hand corner of the screen, and sign in through your Google.com account. If you don't have a google.com account (gmail and other Google products), then you will have to sign up for that as well.

4. Once you are signed into YouTube.com, click on

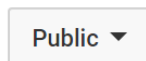


5. Once you are signed into YouTube.com, change the dropdown to Private and click on the image to upload your private video.



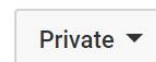
Select files to upload

Or drag and drop video files



Select files to upload

Or drag and drop video files



Change Public to Private

6. Choose your video from your computer and upload it to YouTube.

- When the video is done processing, YouTube will show you the private link on the left (take note of this link so you can use it in the next step) and ask you to click on DONE to complete the process.

Upload status:
Upload complete!
Your video will be live at:
<https://youtu.be/0ve0Z9I2MU8>

Private Video Link

Video / Audio quality:
Your videos will process faster if you encode into a streamable file format. For more information, visit our [Help Center](#).

PROCESSING DONE

Click "Done" to confirm. All changes saved.

Done

CLICK DONE!

Basic info Translations Advanced settings

IMG 4147

Private

Only you can view Share

+ Add to playlist

Description

Tags (e.g., albert einstein, flying pig, mashup)

VIDEO THUMBNAILS

- Finally, enter that link address into the Keren Or Contest Submission Form to let the judges know where to find your work.
- Any questions or problems? Call 952-381-3449.